



**Bridges to Youth Outcomes:
Demonstrating the Impact of Youth Bureaus**

+ Objectives of Project

- Demonstrate the benefits and impact of the Youth Bureau System
- Identify specific outcomes that children, youth and families are receiving through the programs it supports
- Continuously improve the quality of youth development services and supports and the outcomes derived from these programs.
- Develop a statewide scorecard as a tool to achieve these objectives



+ Historical Background




- Ready by 21 Quality Counts
 - Youth Program Quality Assessment
 - New York State Program Quality Assessment

- Results Based Accountability
 - Integrated County Plan (Piloted in Orange County)
 - Common Performance Measure Development
 - Results Scorecard Pilot

- Quality Youth Development System (QYDS)
 - New York State Touchstones:
 - Goals:
 - Objectives
 - Services and Supports
 - Features of Youth Development Settings

+ Key Components of the Project



- Results Scorecard 3.0
 - OCFS OYD Scorecard that is connected to Youth Bureau Scorecards
 - Youth Bureau Scorecards connected to OCFS OYD Scorecard
- Streamlined list of Services, Opportunities and Supports
- Common Performance Measures for Categories of SOS:
 - Out of School Time/After School Programs
 - Youth Recreation Programs
 - Runaway and Homeless Youth
- Children and Family Services plans tied to Touchstones
- Youth Bureau Advisory Team

+ Timeline for Key Components of the Project

Component	Date Completed
Established Youth Bureau Advisory Committee	March 2014
Trained OCFS BYD Staff on RBA	June 2014
Developed OCFS Results Scorecard	June 2014
Start Results Scorecard Licenses for Youth Bureaus	Sept 2014
Streamline SOSs	October 2014
Present at Youth Bureau Conference	October 2014

Orange County Youth Bureau ▼



	P	OCDMH	Out of School Time County-Wide Summary	Time Period	Actual Value	Current Trend	Baseline %Change
+	PM	OCDMH	OCYB	# of youth participating in program (unduplicated)	Q2 2014	120	↓ 1 -50% ↓
+	PM	OCDMH	OCYB	% of PQA scales scoring a 3.0 or higher	Q1 2014	100.0%	→ 0 0% →
+	PM	OCDMH	OCYB	% of youth with improvement in positive youth development outcomes	Q2 2014	63.2%	↓ 1 233% ↑

+ 2014 Youth Bureaus with Results Scorecard Licenses:

Regions	Youth Bureaus
<p>Pilot Results Scorecard:</p> <ul style="list-style-type: none">•OCFS OYD•Region 3•Region 4•Region 1•Region 2•Region 5	<ul style="list-style-type: none">•Madison, Herkimer and Tompkins•Washington•Erie and Orleans/Genesee•Ontario and Schuyler•Orange and Westchester

+ Proposed Streamlined SOSs

Economic Security

- Employment
- Work Readiness Skill Building
- Career Counseling, Research and Planning
- College Exploration
- Life Skills Building

Education

- Academic Support Services
- Dropout Prevention
- TASC (formerly GED prep)
- Afterschool
- Educational Family Advocacy

DRAFT

+ Proposed Streamlined SOSs:

Physical and Emotional Health

- Alcohol Substance Abuse Prevention
- Recreational Activities
- Healthy lifestyles
- Mental Health Support Services
- Developmental Disabilities Support

Citizenship and Civic Engagement

- Youth Leadership/Empowerment Activities
- Juvenile Delinquency Prevention
- Teen Pregnancy Prevention
- Cultural Competency/Race Equity
- Safe Place Out of School Time

DRAFT

+ Proposed Streamlined SOSs:

Family

- Parenting Skills
- Family Support
- Abuse and Neglect Prevention
- Permanency
- TBD

Community

- Youth Bureau Administration
- Mentoring
- RHYA:
 - Part I Emergency Shelter
 - Part I Interim Family
 - Part II TILP Group Residence
 - Part II TILP Supported Residence
 - Coordinator
- Community Service/Youth Activism Projects

DRAFT

+ Common Performance Measure Development

Completed

- Mentoring
- Out of School Time
- RHYA
- Youth Recreation

Process for completing additional

- Regional Trainings
- Summarize feedback
- BYD Staff Prioritize PM
- Feedback from Youth Bureau Advisory Team
- Projected reporting from Youth Bureaus in 2016

+ Timeline for Key Components of the Project

Component	Target Date
Regional Trainings: Seneca, Rensselaer and Orange County	November 20 and December 8 and 10 th
Summarize performance measures developed at the Regional Trainings	December 2014
Add additional Youth Bureaus to the Results Scorecard	Year 2
Pilot 1-2 CFSP based on the Touchstone Goals and Indicators	Year 2
Finalize Common Performance Measures for SOSs	Year 2